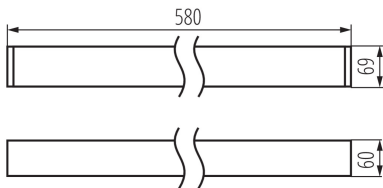
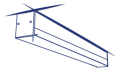


33901 AL-SH-NW-MAT-W-NT

Linear LED luminaire

5905339339010



PRODUCT PARAMETERS:

Colour: white

Place of assembly: ceiling mounted

Place of application: Indoors

Minimum distance from the illuminated object: 0,5m

Compatible with a dimmer: no

Fixture lighting direction: down

Length [mm]: 580

Width [mm]: 60

Height [mm]: 69

Integrated LED light source: yes

Version for connection in line [final element] LL: 34918 (NT)

Explanation of markings and signs used: (NT) - do nadbudowania na suficie

Rated voltage [V]: 220-240 AC

Rated frequency [Hz]: 50

Maximum power [W]: 19

Class of protection against electric shock: I

Lampshade material: plastic

Diode type: LED SMD

Luminous flux [lm]: 2550

Colour temperature: white

Service life [h]: 50000

Luminous-flux-retention factor at the end of rated service life: L90B10

Number of on/off cycles: ≥ 30000

Lighting angle [°]: X85/Y95

Ambient temperature range to which the product can be exposed: 5÷25

Shade type: matt

Enclosure material: aluminum alloy

Connection type: Self-clamping block

Range of sections of wires used [mm²]: 1,5÷2,5

Lamp-heating time [s]: ≤ 1

Lamp-ignition time [s]: $\leq 0,5$

IP class: 20

PARAMETERS FOR LED AND OLED LIGHT SOURCES:

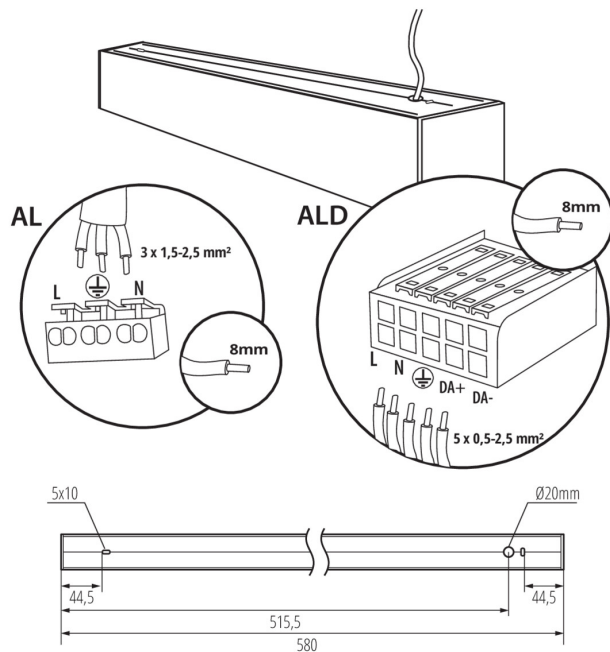
Correlated colour temperature [K]: 4000

Colour consistency in McAdam ellipses: ≤ 3

Colour rendering index: 80

33901 AL-SH-NW-MAT-W-NT

Linear LED luminaire



LOGISTIC DATA:

Unit of measurement: unit

Packaging method: 1

Number of units in the secondary packaging: 1

Number of units in the packaging: 1

Net unit weight [g]: 1160

Grammage [g]: 1352

Length of a unit pack [cm]: 75

Width of a unit pack [cm]: 11

Height of a unit pack [cm]: 7

Weight of a cardboard box [kg]: 1.352

Width of a cardboard box [cm]: 11

Height of a cardboard box [cm]: 7

Length of a cardboard box [cm]: 75

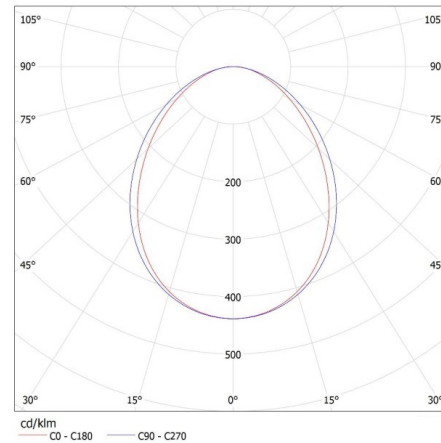
Volume of a cardboard box [m³]: 0.005775

ADDITIONAL INFORMATION:

- 5 years Warranty under the terms of the warranty statement, available on our website

KANLUX S.A. (kat 33901) AL-SH-NW-MAT-W-NT / LDC (Polar)

Luminaire: KANLUX S.A. (kat 33901) AL-SH-NW-MAT-W-NT
Lamps: 1 x AL-SH-NW-MAT



33901 AL-SH-NW-MAT-W-NT

Linear LED luminaire

ACCESSORIES

32540	ALIN CORD 1F-W	Power supply terminal for ALIN luminaires and tracks, 1-phase, white, 150 cm
		
32541	ALIN CORD 1F-B	Power supply terminal for ALIN luminaires and tracks, 1-phase, black, 150 cm
		
32542	ALIN CORD 1F-SR	Power supply terminal for ALIN luminaires and tracks, 1-phase, silver 150 cm
		
07871	ROPE-NT 150 SINGLE	ROPE-NT 150 SINGLE steel rope (single) for suspending fittings, 2 pcs. in a set
		
29557	ALIN NT GRIP	Wall bracket for the ALIN luminaire, 2 pcs included
		
27109	KLOSZ MPR AL 11W/17W	MPR shade for fitting ALIN, MPR SHADE AL 11W/17W, (27109)
		