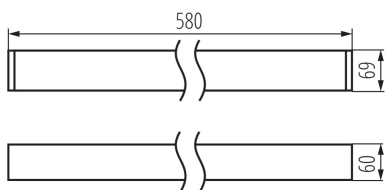
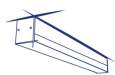


33930 AL-SL-WW-MPR-S-NT

Linear LED luminaire

5905339339300



PRODUCT PARAMETERS:

Colour: silver

Place of assembly: ceiling mounted

Place of application: Indoors

Minimum distance from the illuminated object: 0,5m

Compatible with a dimmer: no

Fixture lighting direction: down

Length [mm]: 580

Width [mm]: 60

Height [mm]: 69

Integrated LED light source: yes

Rated voltage [V]: 220-240 AC

Rated frequency [Hz]: 50

Maximum power [W]: 10

Class of protection against electric shock: I

Lampshade material: plastic

Diode type: LED SMD

Luminous flux [lm]: 1050

Colour temperature: Warm white

Service life [h]: 50000

Luminous-flux-retention factor at the end of rated service life:
L90B10

Number of on/off cycles: ≥ 30000

Lighting angle [°]: X75/Y90

Ambient temperature range to which the product can be exposed: 5÷25

Shade type: microprismatic

Enclosure material: aluminum alloy

Connection type: Self-clamping block

Range of sections of wires used [mm²]: 1,5÷2,5

Lamp-heating time [s]: ≤ 1

Lamp-ignition time [s]: $\leq 0,5$

IP class: 20

PARAMETERS FOR LED AND OLED LIGHT SOURCES:

Correlated colour temperature [K]: 3000

Colour consistency in McAdam ellipses: ≤ 3

Colour rendering index: 80

LOGISTIC DATA:

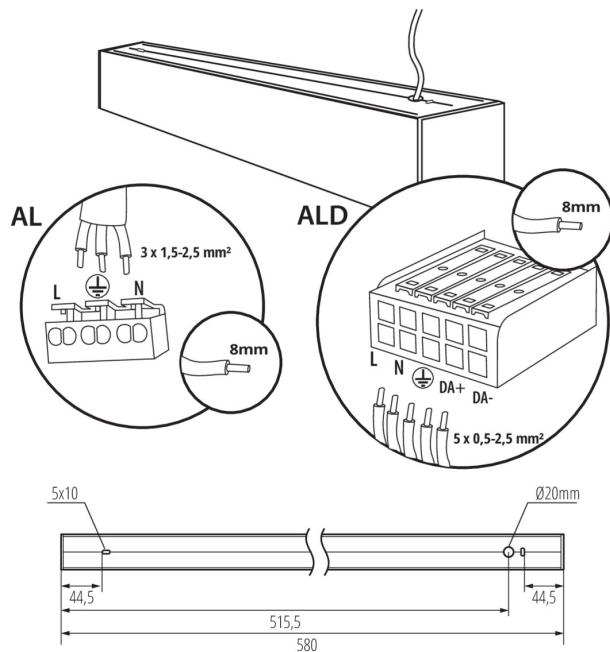
Unit of measurement: unit

Packaging method: 1

Number of units in the secondary packaging: 1

33930 AL-SL-WW-MPR-S-NT

Linear LED luminaire



Number of units in the packaging: 1

Net unit weight [g]: 1150

Grammage [g]: 1342

Length of a unit pack [cm]: 74.5

Width of a unit pack [cm]: 11

Height of a unit pack [cm]: 7

Weight of a cardboard box [kg]: 1.342

Width of a cardboard box [cm]: 11

Height of a cardboard box [cm]: 7

Length of a cardboard box [cm]: 74.5

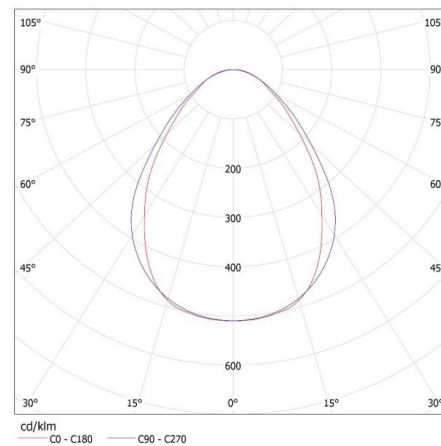
Volume of a cardboard box [m³]: 0.005737

ADDITIONAL INFORMATION:

- 5 years Warranty under the terms of the warranty statement, available on our website

KANLUX S.A. (kat 33930) AL-SL-WW-MPR-S-NT / LDC (Polar)

Luminaire: KANLUX S.A. (kat 33930) AL-SL-WW-MPR-S-NT
Lamps: 1 x AL-SL-WW-MPR



33930 AL-SL-WW-MPR-S-NT

Linear LED luminaire

ACCESSORIES

32540

ALIN CORD 1F-W

Power supply terminal for ALIN luminaires and tracks, 1-phase, white, 150 cm



32541

ALIN CORD 1F-B

Power supply terminal for ALIN luminaires and tracks, 1-phase, black, 150 cm



32542

ALIN CORD 1F-SR

Power supply terminal for ALIN luminaires and tracks, 1-phase, silver 150 cm



07871

ROPE-NT 150 SINGLE

ROPE-NT 150 SINGLE steel rope (single) for suspending fittings, 2 pcs. in a set



29557

ALIN NT GRIP

Wall bracket for the ALIN luminaire, 2 pcs included



27109

KLOSZ MPR AL 11W/17W

MPR shade for fitting ALIN, MPR SHADE AL 11W/17W, (27109)

