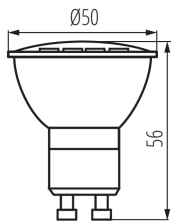


34965 TOMlv2 2,9W GU10-WW

LED light source

5905339349651



Kanlux TOMI v2 is a new and even more efficient design ensuring high lighting parameters. Thanks to the application of a matt cover, the light in these lamps is distributed evenly. Moreover, these lamps are characterised by high luminous efficiency.

TYPE OF LIGHT SOURCE:

Lighting technology used: LED
Non-directional or directional light source : DLS
Mains or non-mains light source : MLS
Connected light source (CLS): no
Colour-tuneable light source: no
High luminance light source: no
Anti-glare shield : no
Dimmable: no

PRODUCT PARAMETERS:

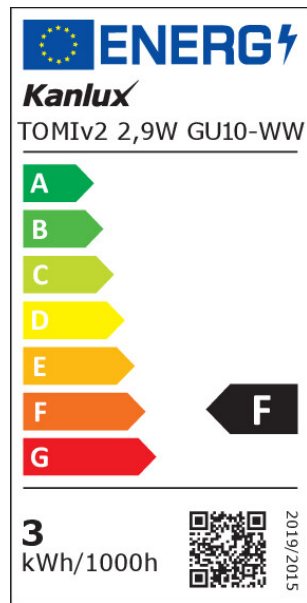
Colour: white
Compatible with a dimmer : no
Width [mm]: 50
Height [mm]: 56
Depth [mm]: 50
Diameter [mm]: 50
Rated voltage [V]: 220-240 AC
Rated frequency [Hz]: 50
Lamp rated current [mA]: 23
Rated power [W]: 2,9
Total rated luminous flux [lm]: 295
Rated beam angle [°]: 100
Material: plastic
Lampshade material: plastic
Light source: PAR16
Diode type: LED SMD
Colour temperature: Warm white
Cap: GU10
Rated lamp-service life [h]: 25000
Number of on/off cycles: ≥15000
Light source shape: spot
Additional information: Light source (LS)
Mercury content: no

PARAMETERS FOR DIRECTIONAL LIGHT SOURCES:

Peak luminous intensity [cd]: 107

34965 TOMlv2 2,9W GU10-WW

LED light source



Beam angle [°]: 100

PARAMETERS FOR LED AND OLED LIGHT SOURCES:

Energy consumption in on-mode of the light source

(kWh/1000h): 3

Energy efficiency class: F

Useful luminous flux of the light source Φ_{use} [lm]: 240

Useful luminous flux of the light source Φ_{use} [lm]: w szerokim stożku (120°)

Correlated colour temperature [K]: 3000

Colour consistency in McAdam ellipses: ≤ 6

On-mode power of the light source P_{on} [W]: 2.9

Height of the light source [mm]: 56

Width of the light source [mm]: 50

Depth of the light source [mm]: 50

Colour rendering index: 80

Chromaticity coordinates (x): 0.44

Chromaticity coordinates (y): 0.403

Claim of equivalent power [W]: 28

R9 colour rendering index value: 6

Survival factor: ≥ 0.9

The lumen maintenance factor: 0.96

PARAMETERS FOR LED AND OLED MAINS LIGHT SOURCES:

Displacement factor ($\cos \phi_1$): 0,5

LED light source replaces a fluorescent light source without integrated ballast of a particular wattage: Not applicable

Flicker metric (Pst LM): 1,0

Stroboscopic effect metric (SVM): 0.4

LOGISTIC DATA:

Unit of measurement: unit

Packaging method: 10

Number of units in the secondary packaging: 10

Number of units in the packaging: 100

Net unit weight [g]: 18

Grammage [g]: 29.6

Length of a unit pack [cm]: 5

Width of a unit pack [cm]: 5

Height of a unit pack [cm]: 5.5

Weight of a cardboard box [kg]: 2.96

Width of a cardboard box [cm]: 27.5

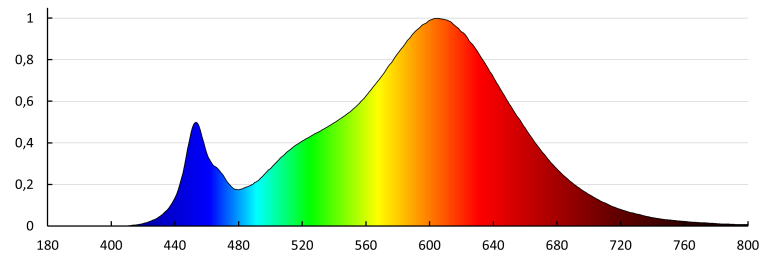
Height of a cardboard box [cm]: 15

Length of a cardboard box [cm]: 57.5

Volume of a cardboard box [m³]: 0.023719

34965 TOMlv2 2,9W GU10-WW

LED light source



KANLUX S.A. (kat 34965) TOMlv2 2,9W GU10-WW / LDC (Polar)

Luminaire: KANLUX S.A. (kat 34965) TOMlv2 2,9W GU10-WW
Lamps: 1 x TOMlv2 2,9W GU10-WW

