

# iQ-LED

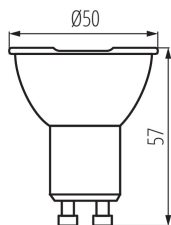
## Kanlux

ul. Objazdowa 1-3, 41-922 Radzionków, Poland

### 35241 IQ-LED GU10 6,5W-NW

LED light source

5905339352415



Kanlux IQ-LED means photo-biological safety, colour temperature friendly to eyes and reliability. Now, all this in a new version with GU10 light bulb base. IQ-LED bulbs ensure full comfort of use and safety.

#### TYPE OF LIGHT SOURCE:

**Lighting technology used:** LED  
**Non-directional or directional light source :** DLS  
**Mains or non-mains light source :** MLS  
**Connected light source (CLS):** no  
**Colour-tuneable light source:** no  
**High luminance light source:** no  
**Anti-glare shield:** no  
**Dimmable:** no

#### PRODUCT PARAMETERS:

**Compatible with a dimmer:** no  
**Width [mm]:** 50  
**Height [mm]:** 57  
**Depth [mm]:** 50  
**Diameter [mm]:** 50  
**Rated voltage [V]:** 220-240 AC  
**Rated frequency [Hz]:** 50  
**Total rated luminous flux [lm]:** 585  
**Rated beam angle [°]:** 110  
**Lampshade material:** plastic  
**Light source:** PAR16  
**Diode type:** LED SMD  
**Colour temperature:** white  
**Cap:** GU10  
**Rated lamp-service life [h]:** 25000  
**Number of on/off cycles:** ≥40000  
**Light source shape:** spot  
**Additional information:** Light source (LS)  
**Mercury content:** no


# iQ-LED

## Kanlux

ul. Objazdowa 1-3, 41-922 Radzionków, Poland

### 35241 IQ-LED GU10 6,5W-NW

LED light source



#### PARAMETERS FOR DIRECTIONAL LIGHT SOURCES:

Peak luminous intensity [cd]: 230

Beam angle [°]: 110

#### PARAMETERS FOR LED AND OLED LIGHT SOURCES:

Energy consumption in on-mode of the light source (kWh/1000h): 7

Energy efficiency class: F

Useful luminous flux of the light source  $\Phi_{use}$  [lm]: 515

Useful luminous flux of the light source  $\Phi_{use}$  [lm]: w szerokim stożku (120°)

Correlated colour temperature [K]: 4000

Colour consistency in McAdam ellipses:  $\leq 6$

On-mode power of the light source  $P_{on}$  [W]: 6,5

Height of the light source [mm]: 57

Width of the light source [mm]: 50

Depth of the light source [mm]: 50

Colour rendering index: 95

Chromaticity coordinates (x): 0,38

Chromaticity coordinates (y): 0,38

Claim of equivalent power [W]: 60

R9 colour rendering index value: 83

Survival factor: 0,9

The lumen maintenance factor: 0,96

#### PARAMETERS FOR LED AND OLED MAINS LIGHT SOURCES:

Displacement factor ( $\cos \phi 1$ ): 0,7

LED light source replaces a fluorescent light source without integrated ballast of a particular wattage: Not applicable

Flicker metric (Pst LM): 1,0

Stroboscopic effect metric (SVM): 0.4

#### LOGISTIC DATA:

Unit of measurement: unit

Packaging method: 20

Number of units in the secondary packaging: 20

Number of units in the packaging: 100

Net unit weight [g]: 38

Date of issue: 02.02.2024, 14:35

We reserve the right to make technical changes. The data contained in this material are not legally binding.

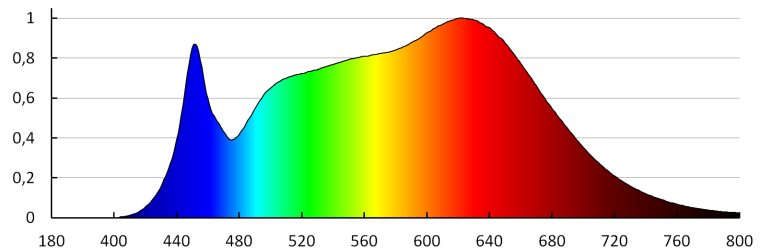
Photometry: the results obtained from testing were from a specific sample.

EN

**35241 IQ-LED GU10 6,5W-NW**

LED light source

**Grammage [g]:** 57  
**Gross unit weight [g]:** 50  
**Length of a unit pack [cm]:** 5  
**Width of a unit pack [cm]:** 5  
**Height of a unit pack [cm]:** 6.5  
**Weight of a cardboard box [kg]:** 5.7  
**Width of a cardboard box [cm]:** 30  
**Height of a cardboard box [cm]:** 17  
**Length of a cardboard box [cm]:** 60  
**Volume of a cardboard box [m<sup>3</sup>]:** 0.0306



KANLUX S.A. (kat 35241) IQ-LED GU10 6,5W-NW / LDC (Polar)

Luminaire: KANLUX S.A. (kat 35241) IQ-LED GU10 6,5W-NW  
Lamps: 1 x IQ-LED GU10 6,5W-NW

