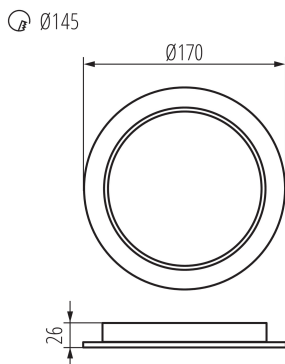


## 36513 TAVO LED DO 18W-NW

Downlight fitting

5905339365132

IP  
44/20



Kanlux TAVO LED is a family of flush-mounted downlights. They are available in two shapes (round and square) and 5 wattages - from 5W to 24W. Kanlux TAVO LED downlights are characterised by a minimalist, Scandinavian design. Additional advantages are their IP44/20 tightness, as well as the possibility of surface mounting the 12W and 18W models in the Kanlux TAVO FRAME.

### TYPE OF LIGHT SOURCE:

**Lighting technology used:** LED

**Non-directional or directional light source :** NDLS

**Mains or non-mains light source :** MLS

**Connected light source (CLS):** no

**Colour-tuneable light source:** no

**High luminance light source:** no

**Anti-glare shield:** no

**Dimmable:** no

### PRODUCT PARAMETERS:

**Colour:** white

**Place of assembly:** Recessed mount in the ceiling

**Place of application:** Indoors

**Minimum distance from the illuminated object :** 0,5m

**Compatible with a dimmer:** no

**The product is not suitable to be covered with a heat-insulating material:** yes

**Height [mm]:** 26

**Diameter [mm]:** 170

**Assembly hole [mm]:** Ø145

**Integrated LED light source :** yes

**Rated voltage [V]:** 220-240 AC

**Rated frequency [Hz]:** 50

**Maximum power [W]:** 18

**Class of protection against electric shock :** II

**Lampshade material:** plastic

**Enclosure material:** plastic

**Diode type:** LED SMD

**LED module:** 265D-30X2 V1.0

**Luminous flux [lm]:** 1900

**Colour temperature:** white

## 36513 TAVO LED DO 18W-NW

### Downlight fitting



**Service life [h]:** 25000

**Number of on/off cycles:**  $\geq 15000$

**Lighting angle [°]:** 120

**Ambient temperature range to which the product can be exposed:**  $5 \div 25$

**Connection type:** Free cable ends

**Wire length [m]:** 0.1

**IP class:** 44/20

**Kształt:** round

**Additional information:** Possibility of replacing the LED light source only by qualified personnel (only by the manufacturer service)

**Additional information:** Containing product (CP)

**Mercury content in the lamp [mg]:** 0

**Photobiological safety:** RG0

**Luminous efficiency of the lamp [lm/W]:** 106

#### PARAMETERS FOR LED AND OLED LIGHT SOURCES:

**Energy consumption in on-mode of the light source (kWh/1000h):** 18

**Energy efficiency class of the light source in the contains product (CP):** D

**Useful luminous flux of the light source  $\Phi_{use}$  [lm]:** 2610

**Useful luminous flux of the light source  $\Phi_{use}$  [lm]:** in sphere (360°)

**Correlated colour temperature [K]:** 4000

**Colour consistency in McAdam ellipses:** 6

**On-mode power of the light source  $P_{on}$  [W]:** 18

**Height of the light source [mm]:** 117

**Width of the light source [mm]:** 127

**Depth of the light source [mm]:** 6

**Colour rendering index:** 80

**Chromaticity coordinates (x):** 0,38

**Chromaticity coordinates (y):** 0,38

**Claim of equivalent power [W]:** 157

**R9 colour rendering index value:** 0

**Survival factor:** 0,9

**The lumen maintenance factor:** 0,96

#### PARAMETERS FOR LED AND OLED MAINS LIGHT SOURCES:

**Displacement factor ( $\cos \phi_1$ ):** 0,9

## 36513 TAVO LED DO 18W-NW

Downlight fitting

**LED light source replaces a fluorescent light source without integrated ballast of a particular wattage:** Not applicable

**Flicker metric (Pst LM):** 1,0

**Stroboscopic effect metric (SVM):** 0,4

### LOGISTIC DATA:

**Unit of measurement:** unit

**Packaging method:** 60

**Number of units in the secondary packaging:** 1

**Number of units in the packaging:** 60

**Net unit weight [g]:** 142

**Grammage [g]:** 219.83

**Gross unit weight [g]:** 208

**Length of a unit pack [cm]:** 3.7

**Width of a unit pack [cm]:** 17.6

**Height of a unit pack [cm]:** 17.6

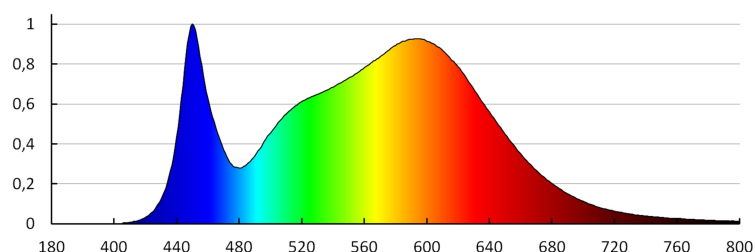
**Weight of a cardboard box [kg]:** 13.1898

**Width of a cardboard box [cm]:** 39

**Height of a cardboard box [cm]:** 38

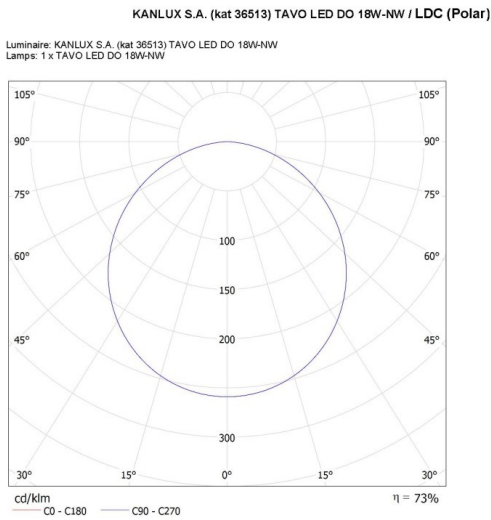
**Length of a cardboard box [cm]:** 55

**Volume of a cardboard box [m³]:** 0.08151



**36513 TAVO LED DO 18W-NW**

Downlight fitting



## 36513 TAVO LED DO 18W-NW

Downlight fitting

### ACCESSORIES

36520

TAVO FRAME DO 12W

Ramka do montażu natynkowego downlightów Kanlux TAVO LED.



36521

TAVO FRAME DO 18W

Ramka do montażu natynkowego downlightów Kanlux TAVO LED.



36522

TAVO FRAME DL 12W

Ramka do montażu natynkowego downlightów Kanlux TAVO LED.



36523

TAVO FRAME DL 18W

Ramka do montażu natynkowego downlightów Kanlux TAVO LED.

