

## 38033 PLAVE LED CCT

LED lighting fixture with fan

5905339380333



We present the modern Kanlux PLAVE ceiling lamp, which will not only illuminate your rooms, but will also adapt to your mood and needs. This versatile ceiling fixture allows you to adjust the color and intensity of light, so you can create the perfect atmosphere for any occasion. Additionally, the night mode provides gentle lighting in the dark, perfect for a bedroom or corridor. What's more Kanlux PLAVE is equipped in build-in fan with five-stage airflow power regulation, ensuring air circulation in the room. Controlling all functions is extremely simple thanks to the included remote control, which allows convenient operation of the lamp. If it's still not enough, choose the Kanlux PLAVE LED CCT+RGB version and change the light colors according to your mood. Kanlux PLAVE is friendly to your wallet, consuming a maximum of about 60W at full light intensity and maximum fan speed.

### PRODUCT PARAMETERS:

**Rated voltage [V]:** 220-240 AC

**Rated frequency [Hz]:** 50

**Maximum power [W]:** max 48

**Luminous flux of the light fitting [lm]:** 1100 (WW) / 2100 (NW) / 1100 (CW)

**Lighting angle [°]:** 150

**Correlated colour temperature [K]:** 3000/4000/6500

**Colour consistency in McAdam ellipses:** 6

**Colour temperature:** Warm white, white, cold white

**Colour rendering index:** 80

**Service life [h]:** 25000

**Number of on/off cycles:** ≥20000

**Diode type:** LED SMD

**Colour:** black/white

**Place of assembly:** ceiling mounted

**Place of application:** Indoors

**Minimum distance from the illuminated object:** 0,5m

**Built-in brightness control:** yes

**Compatible with a dimmer:** no

**Control:** remote control, infrared

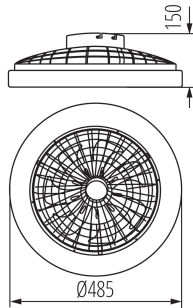
**Time switch:** yes

**Height [mm]:** 150

**Diameter [mm]:** 485

## 38033 PLAVE LED CCT

LED lighting fixture with fan



**Integrated LED light source :** yes

**Class of protection against electric shock :** II

**Lampshade material:** plastic

**Enclosure material:** plastic

**Night Light function:** max 2W / max 100lm / 2700K

**Ambient temperature range to which the product can be exposed:** 5÷25

**Engine rotation:** 980

**Connection type:** Bolt terminal block

**Range of sections of wires used [mm²]:** 1,5

**Sound pressure [dB]:** max 39

**Air-flow volume rate [m³/min]:** 33,6

**Motor-power consumption [W]:** max 15

**IP class:** 20

**Additional information:** Possibility of replacing the LED light source only by qualified personnel (only by the manufacturer service)

**Additional information:** Possibility of replacing the control equipment only by qualified personnel (only by the manufacturer service)

**Additional information:** Containing product (CP)

**Mercury content:** no

### PARAMETERS FOR LED AND OLED LIGHT SOURCES:

**LED module:** WY-4S2P2C-F

**On-mode power of the light source  $P_{on}$  [W]:** 5,6

**Energy consumption in on-mode of the light source (kWh/1000h):** 6

**Energy efficiency class of the light source in the contains product (CP):** E

**Number of modules (LED light source):** 4

**Useful luminous flux of the light source  $\Phi_{use}$  [lm]:** 810

**Useful luminous flux of the light source  $\Phi_{use}$  [lm]:** in sphere (360°)

**Height of the light source [mm]:** 256

**Width of the light source [mm]:** 9

**Depth of the light source [mm]:** 61

**Chromaticity coordinates (x):** 0.44

**Chromaticity coordinates (y):** 0.403

**Claim of equivalent power [W]:** 60

**R9 colour rendering index value :** 0

**Survival factor:** 0,9

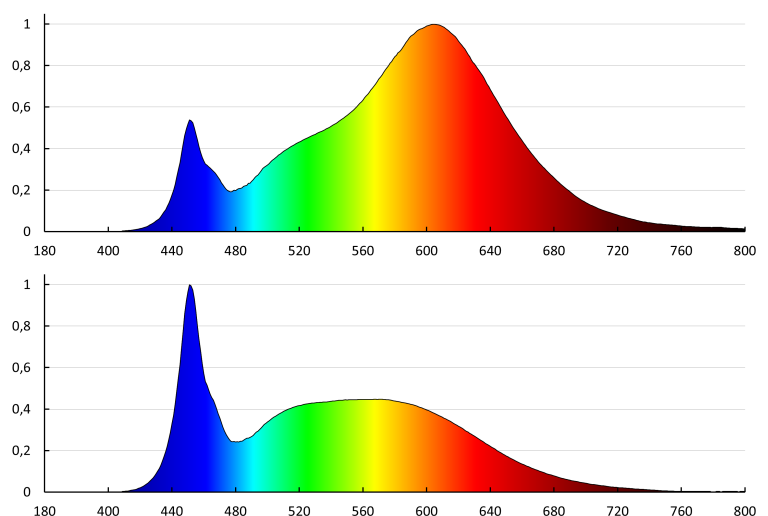
## 38033 PLAVE LED CCT

LED lighting fixture with fan

The lumen maintenance factor: 0,96  
Lighting technology used: LED  
Non-directional or directional light source : NDLS  
Mains or non-mains light source : NMLS  
Connected light source (CLS): no  
Colour-tuneable light source: no  
High luminance light source: no  
Anti-glare shield: no  
Dimmable: no

### LOGISTIC DATA:

Unit of measurement: unit  
Packaging method: 2  
Number of units in the secondary packaging : 1  
Number of units in the packaging : 2  
Net unit weight [g] : 1648  
Grammage [g] : 2475  
Gross unit weight [g] : 2200  
Length of a unit pack [cm] : 51  
Width of a unit pack [cm] : 15  
Height of a unit pack [cm] : 51  
Weight of a cardboard box [kg] : 4.95  
Width of a cardboard box [cm] : 31.5  
Height of a cardboard box [cm] : 53  
Length of a cardboard box [cm] : 52.5  
Volume of a cardboard box [m³] : 0.087649

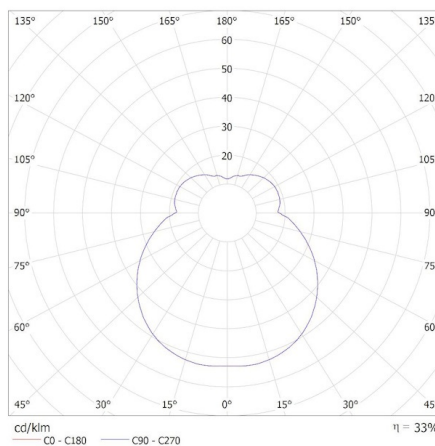


## 38033 PLAVE LED CCT

LED lighting fixture with fan

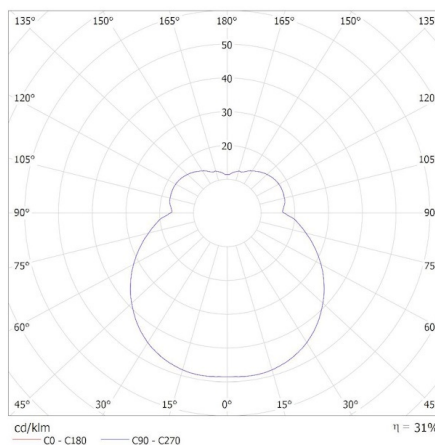
KANLUX S.A. (kat 38033) PLAVE LED CCT - ww / Krzywa rozsyłu światła (biegunowo)

Oprawa: KANLUX S.A. (kat 38033) PLAVE LED CCT - ww  
Lampy: 1 x PLAVE LED CCT - ww



KANLUX S.A. (kat 38033) PLAVE LED CCT - nw / Krzywa rozsyłu światła (biegunowo)

Oprawa: KANLUX S.A. (kat 38033) PLAVE LED CCT - nw  
Lampy: 1 x PLAVE LED CCT - nw



## 38033 PLAVE LED CCT

LED lighting fixture with fan

